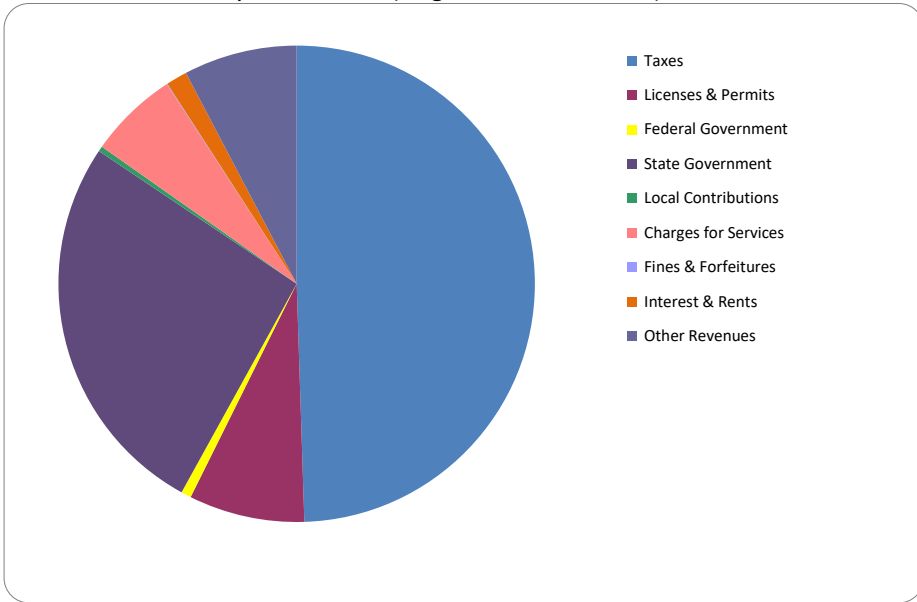


CITIZEN'S GUIDE TO LOCAL UNIT FINANCES - Plainfield (41-1160)

REVENUES

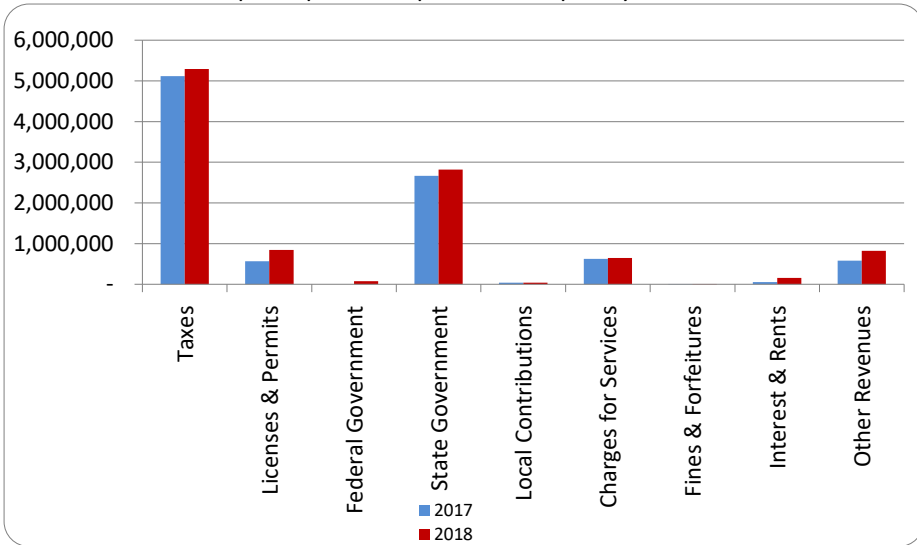
1. Where our money comes from (all governmental funds)



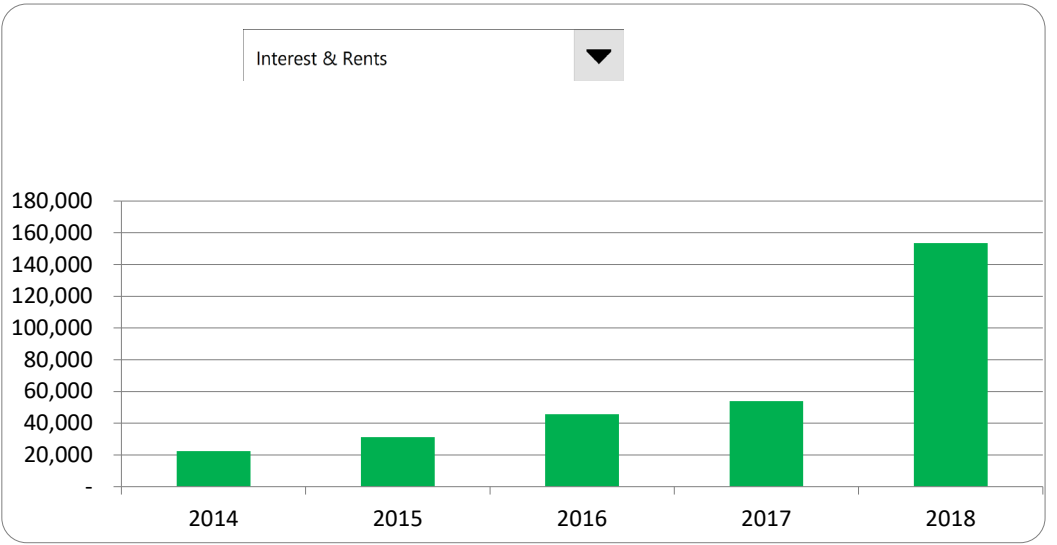
2. Compared to the prior year

	<u>2017</u>	<u>2018</u>	<u>% change</u>
Taxes	\$ 5,115,408	\$ 5,294,208	3.50%
Licenses & Permits	565,806	840,696	48.58%
Federal Government	-	73,245	N/A
State Government	2,668,360	2,822,328	5.77%
Local Contributions	37,697	37,697	0.00%
Charges for Services	626,202	648,861	3.62%
Fines & Forfeitures	1,153	4,331	275.63%
Interest & Rents	53,995	153,481	184.25%
Other Revenues	579,413	823,487	42.12%
Total Revenues	\$ 9,648,034	\$ 10,698,334	10.89%

3. Revenue sources per capita - compared to the prior year



4. Historical trends of individual sources



Commentary:

For more information on our unit's finances, contact Warren Smith at 616-726-8886.